


# 1. First Row(1<sup>st</sup> part)

## 4 triangle parts first



- Put the petal on the triangle-shaped surface: the base of petal meets on the horizontal wire in the triangle.




- Please do the same on the rest of the triangle-shaped surface.

**KSCPP**

 Korean Spirit & Culture Promotion Project

# 1. First Row(2<sup>nd</sup> part)

## 4 rectangular parts



- Put the petal on the rectangular side, slightly below the wire frame.



- Please do the same on the rest of the rectangular-shaped surface.

**KSCPP**

 Korean Spirit & Culture Promotion Project

## 2. Second Row




Place the petal on a vertical wire frame at half way between two horizontal wire frames, in-between first-row petals. (8 petals in total)

From the second row, petals will be placed in-between 2 petals in the previous row

# KSCPP

 Korean Spirit & Culture Promotion Project

### 3. Third Row




Put the petal in the middle of the rectangular surface,  
aligning its bottom to the horizontal wire frame.

After finishing 3rd row, put the whole lantern upside down

**KSCPP**

 Korean Spirit & Culture Promotion Project

## 4. Fourth Row



On each vertical wire , place the petal half way down.

(8 petals in total)


*Since the is narrower, the petals might be overlapped.*

**KSCPP**

 Korean Spirit & Culture Promotion Project

## 5. Fifth Row

### 4 corners first




Base of the petal stop on the edge of the wire.

### 4 squares second



Base of the petal stop on the wire.

**KSCPP**

 Korean Spirit & Culture Promotion Project

## 6. Leaves (1<sup>st</sup> part)

### 4 corners first



Place the leaf over the wire.



Hold with a finger on the edge of the wire and tuck the leaf in with other finger




4 corners finished.

## 6. Leaves (2<sup>nd</sup> part)


### Last 4 leaves:

Flip 4 leaves, then  
apply the glue



Flip the leaf and place it  
over the wire and tuck in  
with fingers.

Put the finger inside wire  
to check up all the leaves  
attached inside.



**KSCPP**

 Korean Spirit & Culture Promotion Project



# *Important !*



Place the lantern upside down until it is completely dried.  
If you would like to hang the lantern, you can later take out the wire inside from the top of the lantern.

## KSCPP

 Korean Spirit & Culture Promotion Project