



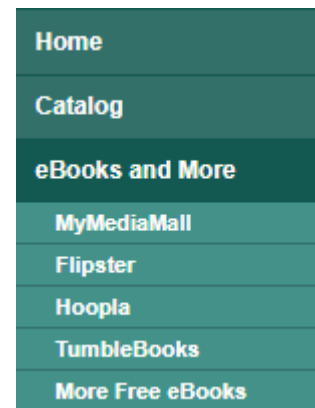
Libby

- Is an easy to use replacement for the old OverDrive app.
- Has eBooks, audiobooks, and video.
- Has a 5 title checkout limit.
- Most checkouts are for 3 weeks (except for video), and items can be renewed.
- Items will be returned automatically, so there are no late fees.
- You can return some, but not all, items early.
- Once an item is returned, you can automatically check out another item.
- Only one person can check out an item at a time.
- You can have 7 items on hold at a time.

To use any of the Library's eBook and other online eResources:

Go the Prospect Heights Public Library website (www.phpl.info).
Click on “**eBooks and More**” and select whichever one you want.

To access these resources on a tablet or smart phone, download the app from the appropriate app store. Make sure you have your Library Card and other passwords ready (e.g. Apple Password for iPads and iPhones and your Amazon password for Kindles).



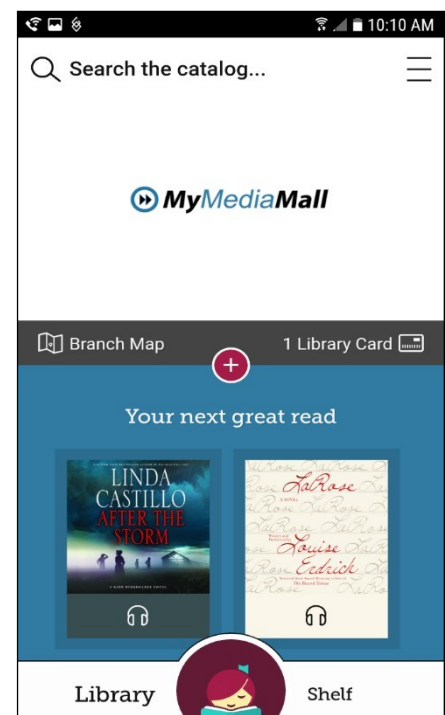
Libby makes life easy by having only a few buttons.

Library: Let's you search (show left).

Shelf: Shows you your checkouts, holds, tags, and activity (a record of your checkouts).

Settings: Lets you adjust your settings and preferences.

Search: By clicking the magnifying glass, you can search for a title or an author.



Once you have selected an item, your options include

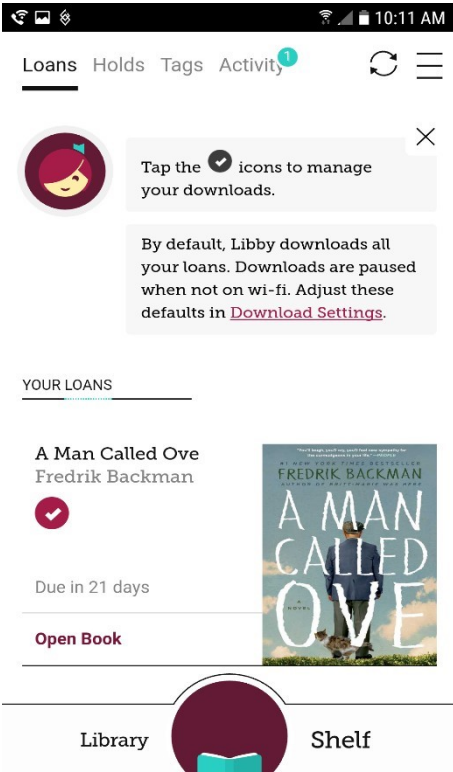
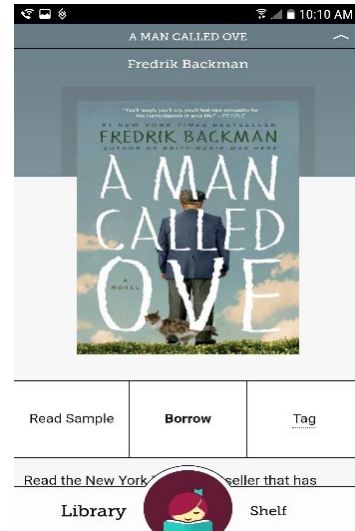
Borrow

Place Hold (if there are no copies available).

Read (or Listen to) Sample

Tag

A description about the book and author are also included



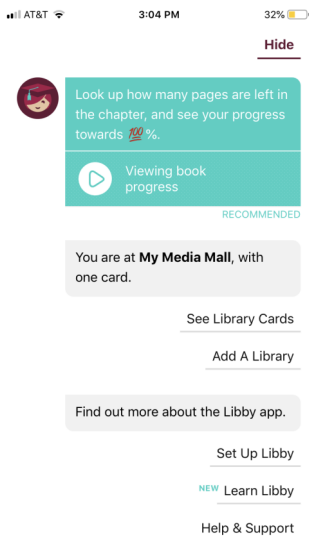
Shelf

Loans (shown right) will contain all your books currently checked out and will show you the due date and let you read the book.

Holds will show you your current holds as well as your place on the waiting list

Tags are made by you, and you can create a tag by clicking on a book

Activity shows you a record of all the items you've checked out



Here is a brief view of your settings, which let you manage your Library and Library Card, your notifications, your download settings, preferences, tips and secrets, as well as the ability to leave feedback. Access settings by clicking on the upper right hand part of the screen.

The image on the right shows an Android and the image on the left shows an iPhone.

